

# ERP Performance Analyzer

Graphical and Statistical Analysis

# Main Input Screen

**Add or Edit a Sector**

Open the Sector form to enter/edit the sector information. Including:

- (1) Details (Sector Name, Description)
- (2) Aggregate groups associated with the sector
- (3) Checklist/Certification questions and how they correlate.

**Add or Edit a Group**

Open the Group form to enter or edit group information. Groups are the aggregate groups that sector questions are divided into, for example: air, hazardous waste, and wastewater. Group information includes:

Group Name and Description.

**Enter or Edit Checklist Answers**

Open the Checklist Answer form to enter or edit checklist answers for a sector, facility, and round.

**Enter or Edit Certification Answers**

Open the Certification Answer form to import or edit certification answers for a sector, facility, and round.

**Add or Edit a Round**

Open the Round form to enter or edit round information. Which includes:

Round Number, Start Date, End Date, Sector, Sector Size at time of round, and round comments.

**Add or Edit a Facility**

Open the Facility form to enter or edit a facility's information. Which includes: Facility Name, FMF, Regulated Object ID, Sector, Round, Address, City, and Comments

**Export Data for Statistical or Graphical Analysis**

Open the Export Data form to generate the dataset for the selected statistical or graphical export

**Data Summaries**

**QA/QC**

## Slide 2

---

MP1

Caitlin - you can probably come up with better verbage than me for how to describe what a sector is and what the groups are  
Marna Parslow, 9/7/2008

# Add or Edit a Sector

**ADD or EDIT a SECTOR**

**Step 1:**  
Fill in or edit the sector's information

Sector:

Description:

Explore     Go to a Sector:

---

**Step 2:**  
Add or edit the groups of this sector

Group
<input type="text" value="Air Quality"/>
<input type="text" value="All Media"/>
<input type="text" value="Hazardous Waste"/>
<input type="text" value="HW Both Human Health and Env Indicator"/>
<input type="text" value="HW Human Health Indicator"/>
<input type="text" value="HW Env Indicator"/>
<input type="text" value="HW SQG"/>
<input type="text" value="Industrial Wastewater"/>
* <input type="text" value=""/>

---

**Step 3:**  
Add or edit the questions of this sector

---

**Step 4:**  
Add or edit the facilities in this sector

---

**Step 6:**  
Correlate Questions

Page is ready for editing

# Add or Edit Inspection Checklist Question

**ADD or EDIT an INSPECTION CHECKLIST QUESTION**

Sector: Dry Cleaners - SQG  
Survey: Checklist

Question #	Text	Order	Compliance Indicator	Compliance Dependency (Double Click)	Informational	Info Dependency (Double Click)
506	FAC Name	1			Yes	

Associate Question with Aggregate Groups

Question	Group
▶	

Associate Another Group with this Question    Add New Group to Group List

Summary Type:     Priority:

---

Page is locked for editing

Explore:

Add/Edit:

# Enter or Edit Checklist Question Order

**ENTER/EDIT an INSPECTION CHECKLIST  
QUESTION'S TEXT or ORDER**

Sector: Dry Cleaners - SQG  
Survey Type: Checklist

Question Order	Question #	Priority	Question Text	Compliance Indicator	Informational Indicator	Summary Type
▶ 1	SQG_FAC_Name	<input type="checkbox"/>	Facility Name	<input type="text"/>	Yes <input type="checkbox"/>	<input type="text"/>
2	SQG_FAC_EPA_ID	<input type="checkbox"/>	EPA ID#	<input type="text"/>	Yes <input type="checkbox"/>	<input type="text"/>
3	SQG_FAC_Address	<input type="checkbox"/>	Facility Address	<input type="text"/>	Yes <input type="checkbox"/>	<input type="text"/>
4	SQG_FAC_CITY	<input type="checkbox"/>	City	<input type="text"/>	Yes <input type="checkbox"/>	<input type="text"/>
5	SQG_FAC_State	<input type="checkbox"/>	State	<input type="text"/>	Yes <input type="checkbox"/>	<input type="text"/>
6	SQG_FAC_Zip	<input type="checkbox"/>	Zip Code	<input type="text"/>	Yes <input type="checkbox"/>	<input type="text"/>
7	SQG_FAC_Phone	<input type="checkbox"/>	Telephone Number	<input type="text"/>	Yes <input type="checkbox"/>	<input type="text"/>
8	SQG_FAC_Fax	<input type="checkbox"/>	Fax Number	<input type="text"/>	Yes <input type="checkbox"/>	<input type="text"/>
9	SQG_FAC_ContactName	<input type="checkbox"/>	Contact Person	<input type="text"/>	Yes <input type="checkbox"/>	<input type="text"/>
10	SQG_FAC_ContactTitle	<input type="checkbox"/>	Title	<input type="text"/>	Yes <input type="checkbox"/>	<input type="text"/>
11	SQG_FAC_ContactPhone	<input type="checkbox"/>	Telephone Number	<input type="text"/>	Yes <input type="checkbox"/>	<input type="text"/>
12	SQG_FAC_ContactEmail	<input type="checkbox"/>	Contact Email address	<input type="text"/>	Yes <input type="checkbox"/>	<input type="text"/>
13	SQG_FAC_NumEmployee	<input type="checkbox"/>	Number of employees	<input type="text"/>	Yes <input type="checkbox"/>	<input type="text"/>

Explore: [First](#) [Previous](#) [Next](#) [Last](#)

Add: [Add New Question](#) [Close](#)

# Add or Edit Compliance Dependency

### ADD or EDIT Compliance Dependency

IF Question Number

and Question Number (optional)

=

Then the right answer to the current question is:

Otherwise the right answer to the current question is:

# Add or Edit Informational Dependency

**ADD or EDIT Informational Dependency**

IF Question Number    
and Question Number (optional)

=

Then the current question is Informational



# Correlate Checklists Between Rounds

**Correlate Sector's Checklist Questions Between Rounds**

Change Selections to Edit other Correlations

Sector:  Round:

Sector	Round	Question Order	Master Checklist Question	Corresponding Checklist Question
TEST Dry cleaners	1 (4/1/2006 - 12/31/2006)	0	TEST - ChecklistTESTSDRYCLEANERS	TEST
TEST Dry cleaners	1 (4/1/2006 - 12/31/2006)	1	A GEN B 1 - What type(s) of Dry Cleaning units do you have	A GEN B 1
TEST Dry cleaners	1 (4/1/2006 - 12/31/2006)	2	A GEN B 2 - If petroleum or synthetic petroleum, do the unit(s) have a combined dryer capacity greater than 84 lbs	A GEN B 2
TEST Dry cleaners	1 (4/1/2006 - 12/31/2006)	3	A GEN B 3 - Do all of your machines have the emission controls required by the State of Colorado?	A GEN B 3
TEST Dry cleaners	1 (4/1/2006 - 12/31/2006)	4	A GEN B 4 - Did you conduct weekly or biweekly leak detection checks of your perc dry cleaning system throughout	A GEN B 4
TEST Dry cleaners	1 (4/1/2006 - 12/31/2006)	5	A GEN B 4a - Are you doing visual observations or using leak detection equipment.	A GEN B 4a
TEST Dry cleaners	1 (4/1/2006 - 12/31/2006)	6	A GEN B 4a1 - Leak Detection Method	A GEN B 4a1
TEST Dry cleaners	1 (4/1/2006 - 12/31/2006)	7	A GEN B 4a2 - Leak Detection Method	A GEN B 4a2
TEST Dry cleaners	1 (4/1/2006 - 12/31/2006)	8	A GEN B 4b - If you find leaks, are repairs conducted in compliance with the requirements included in the Co Dry	A GEN B 4b
TEST Dry cleaners	1 (4/1/2006 - 12/31/2006)	9	A GEN B 5 - Did you monitor on a weekly basis the condition of your perc emission control equipment throughout the	A GEN B 5
TEST Dry cleaners	1 (4/1/2006 - 12/31/2006)	10	A GEN B 6 - Do you maintain a copy of the Operation and Maintenance Manual for your dry cleaning machine at	A GEN B 6
TEST Dry cleaners	1 (4/1/2006 - 12/31/2006)	11	A GEN B 7 - How many gallons of perc did you purchase in the last 12 months	A GEN B 7
TEST Dry cleaners	1 (4/1/2006 - 12/31/2006)	12	A GEN B 7a - Do you keep a compliance record of monthly purchases at your facility and do you record consumption	A GEN B 7a
TEST Dry cleaners	1 (4/1/2006 - 12/31/2006)	13	A GEN B 7b - Do you track yearly consumption on a rolling 12-month basis	A GEN B 7b
TEST Dry cleaners	1 (4/1/2006 - 12/31/2006)	14	A GEN B 8 - How many gallons of petroleum or synthetic petroleum solvent did you purchase in the last 12 months	A GEN B 8
TEST Dry cleaners	1 (4/1/2006 - 12/31/2006)	15	A GEN B 9 - Do you operate and maintain your dry cleaning system according to the manufacturer's specifications?	A GEN B 9
TEST Dry cleaners	1 (4/1/2006 - 12/31/2006)	16	A GEN B 10 - Do you store perc wastewater or other haz wastes in properly labeled and sealed containers and haul	A GEN B 10
TEST Dry cleaners	1 (4/1/2006 - 12/31/2006)	17	A GEN B 11 - Do you store petroleum wastewater in properly labeled and sealed containers and haul them off-site, if	A GEN B 11
TEST Dry cleaners	1 (4/1/2006 - 12/31/2006)	18	A GEN B 12 - Are you in compliance with your wastewater discharge permit or approval	A GEN B 12
TEST Dry cleaners	1 (4/1/2006 - 12/31/2006)	19	A GEN B 13 - Do you discharge your separator water to an evaporation or misting device	A GEN B 13
TEST Dry cleaners	1 (4/1/2006 - 12/31/2006)	20	A GEN B 13a - If 13a yes, do you properly maintain the evaporation or misting device.	A GEN B 13a
TEST Dry cleaners	1 (4/1/2006 - 12/31/2006)	21	A GEN B 14 - Is the AP # marked on the Dry Cleaning Unit	A GEN B 14
TEST Dry cleaners	1 (4/1/2006 - 12/31/2006)	22	A GEN B 15 - Is the Correct Make, Model#, Serial# listed on the Air Permit	A GEN B 15
TEST Dry cleaners	1 (4/1/2006 - 12/31/2006)	24	H GEN A 1 - Number of Employees	H GEN A 1

# Add or Edit a Group

**ADD or EDIT a Group**

Group

Description

[Explore](#) [First](#) [Previous](#) [Next](#) [Last](#)

[View, Add, Edit](#) [View All Groups](#) [Add New Group](#) [Edit Group](#)

---

[Close](#)

# View Groups

**View listing of all Groups**

Description	
Air Quality	
Hazardous Waste	
Industrial Wastewater	
HW Human Health Indicator	
HW Env Indicator	
HW Both Human Health and Env Indicator	
HW SQG	

Explore

Add/Edit

# Add or Edit Checklist or Certification Answers

**ADD or EDIT INSPECTION CHECKLIST ANSWERS**

**SELECT DEFAULT VALUES**

<b>Sector</b>	<b>Facility</b>	<b>Round</b>	
TEST Dry cleaners	Fairway Cleaners	1	Insert Set of Questions to Answer for Selected Defaults

Order	Question Number and Text	Answer	Facility	Round
0	H CESQG A 5 - Does the facility evaporate separate water?	Yes	Fairway Cleaners	1
0	H CESQG A 1 - Does the facility have less than five 55-gallon drums of HW (or less than 2,200 pounds) on site at any one time?	Yes	Fairway Cleaners	1
0	H CESQG A 3 - Does the facility ensure that no HW is disposed of on the ground, to the sanitary sewer, storm drains, any body of water, or into the run	Yes	Fairway Cleaners	1
0	H CESQG A 2a - Name of the Permitted TSD facility	Aspen Waste Services	Fairway Cleaners	1
0	H CESQG A 4 - Does the facility dispose of the spent fillers or spent carbon at a permitted TSD facility?	Yes	Fairway Cleaners	1
0	H CESQG A 2 - Does the facility dispose of all HW through a permitted TSD facility?	Yes	Fairway Cleaners	1
1	A GEN B 1 - What type(s) of Dry Cleaning units do you have	Perc	Fairway Cleaners	1
2	A GEN B 2 - If petroleum or synthetic petroleum, do the unit(s) have a combined dryer capacity greater than 84 lbs	Blank	Fairway Cleaners	1
3	A GEN B 3 - Do all of your machines have the emission controls required by the State of Colorado?	Yes	Fairway Cleaners	1
4	A GEN B 4 - Did you conduct weekly or biweekly leak detection checks of your perc dry cleaning system throughout the certification period?	Yes	Fairway Cleaners	1
5	A GEN B 4a - Are you doing visual observations or using leak detection equipment.	NA	Fairway Cleaners	1
6	A GEN B 4a1 - Leak Detection Method	Blank	Fairway Cleaners	1
7	A GEN B 4a2 - Leak Detection Method	Blank	Fairway Cleaners	1
8	A GEN B 4b - If you find leaks, are repairs conducted in compliance with the requirements included in the Co Dry Cleaner Env Compliance Calendar?	Blank	Fairway Cleaners	1
9	A GEN B 5 - Did you monitor on a weekly basis the condition of your perc emission control equipment throughout the certification period.	Yes	Fairway Cleaners	1
10	A GEN B 6 - Do you maintain a copy of the Operation and Maintenance Manual for your dry cleaning machine at your facility	No	Fairway Cleaners	1
11	A GEN B 7 - How many gallons of perc did you purchase in the last 12 months	No	Fairway Cleaners	1
12	A GEN B 7a - Do you keep a compliance record of monthly purchases at your facility and do you record consumption every month even if it is zero?	No	Fairway Cleaners	1

Explore

Page is locked for editing

# Add or Edit a Round

**ADD or EDIT a Round**

Round Number	<input type="text" value="1"/>	Start (mm/dd/yyyy)	<input type="text" value="4/1/2006"/>	<b>Round Comments</b>
		End (mm/dd/yyyy)	<input type="text" value="12/31/2006"/>	Denver Dry Cleaners
		Sector	<input type="text" value="TEST Dry cleaners"/> ▼	
		Approximate Size of the Sector at the time of the Round (# of facilities)	<input type="text" value="96"/>	
Base Round	<input type="text" value=""/> ▼	<input type="button" value="Insert Questions for this Round"/> (Base round will be used as starting point, unless it is round 1)		
<input type="button" value="Edit the List of Questions Used for this Round"/>				
Checklist is the same as the base round		<input checked="" type="checkbox"/>		
Checklist and Certification are exactly the same		<input checked="" type="checkbox"/>		
<small>Base round selected above will be used as starting point</small>				
-----				
<input type="button" value="Explore"/>		<input type="button" value="First"/> <input type="button" value="Previous"/> <input type="button" value="Next"/> <input type="button" value="Last"/>		Go to a Round: <input type="text" value=""/> ▼
-----				
<input type="button" value="View, Add, Edit"/>		<input type="button" value="View All Rounds"/>		<input type="button" value="Add New Round"/> <input type="button" value="Edit Round"/>
<input type="button" value="Save"/> <input type="button" value="Close"/>				
-----				

# Add or Edit a Round Screen Alternate Correlation

Checklist is the same as the base round  Correlate New Checklist  
Checklist and Certification are exactly the same  Correlate Cert to Checklist

Base round selected  
above will be used  
as starting point

# View Questions in Round

Select/Edit a Sector's Facility Self Certification/Inspector Checklist Questions for a Round

Change Selections to View Questions

Sector: TEST Dry cleaners Round: 2 (1/1/2007 - 6/30/2007) Type: Checklist

Get Questions for this Sector/Round/Type

Question Order	Question
1	A GEN B 1 - What type(s) of Dry Cleaning units do you have
2	A GEN B 2 - If petroleum or synthetic petroleum, do the unit(s) have a combined dryer capacity greater than 84 lbs
3	A GEN B 3 - Do all of your machines have the emission controls required by the State of Colorado?
4	A GEN B 4 - Did you conduct weekly or biweekly leak detection checks of your perc dry cleaning system throughout the certification period?
5	A GEN B 4a - Are you doing visual observations or using leak detection equipment.
6	A GEN B 4a1 - Leak Detection Method
7	A GEN B 4a2 - Leak Detection Method
8	A GEN B 4b - If you find leaks, are repairs conducted in compliance with the requirements included in the Co Dry Cleaner Env Compliance Calendar?
9	A GEN B 5 - Did you monitor on a weekly basis the condition of your perc emission control equipment throughout the certification period.
10	A GEN B 6 - Do you maintain a copy of the Operation and Maintenance Manual for your dry cleaning machine at your facility
11	A GEN B 7 - How many gallons of perc did you purchase in the last 12 months
12	A GEN B 7a - Do you keep a compliance record of monthly purchases at your facility and do you record consumption every month even if it is zero?
13	A GEN B 7b - Do you track yearly consumption on a rolling 12-month basis
14	A GEN B 8 - How many gallons of petroleum or synthetic petroleum solvent did you purchase in the last 12 months
15	A GEN B 9 - Do you operate and maintain your dry cleaning system according to the manufacturer's specifications?
16	A GEN B 10 - Do you store perc wastewater or other haz wastes in properly labeled and sealed containers and haul them off-site
17	A GEN B 11 - Do you store petroleum wastewater in properly labeled and sealed containers and haul them off-site, if required?
18	A GEN B 12 - Are you in compliance with your wastewater discharge permit or approval
19	A GEN B 13 - Do you discharge your separator water to an evaporation or misting device
20	A GEN B 13a - If 13a yes, do you properly maintain the evaporation or misting device.

Explore First Previous Next Last

Add Add Question for Sector/Round/Type

Close

# View all Rounds

View listing of all Rounds

Round	Start Date	End Date	Sector	Sector Size	Comments
1	4/1/2006	12/31/2006	Dry Cleaners	96	Denver Dry Cleaners
2	1/1/2007	6/30/2007	Dry Cleaners		Central 1 Counties
3	7/1/2007		Dry Cleaners		
4	9/15/2003	9/15/2004	Dry Cleaners	850	Just a bunch of test data put in by Hurley, probably should be deleted. Not to be used for Analysis purposes
5	9/15/2001	9/14/2002	Dry Cleaners	500	The data for this round is from a Suzi Peck generated spreadsheet. This data is derived, not actual.
*					

Explore First Previous Next Last

Add/Edit Add New Round Edit Round

Close



# Add or Edit a Facility

### ADD or EDIT a FACILITY

<b>Facility Name</b>	<b>Comments</b>
<input type="text" value="SWAN CLEANERS"/>	<input type="text"/>
<b>Facility ID</b> <input type="text" value="need3"/>	
<b>Regulated Object ID</b> <input type="text"/>	
<b>Sector</b> <input type="text" value="TEST DC Mass"/>	
<b>Address</b>	
<input type="text"/>	
<b>City</b> <input type="text"/>	

---

[Explore](#) [First](#) [Previous](#) [Next](#) [Last](#) [Go to a Facility:](#)

[View, Add, Edit](#) [View All Facilities](#) [Add New Facility](#) [Edit Facility](#) [Add New Sector](#) [Add New Round](#)

[Close](#) [Refresh Sector or Round](#)

# View all Facilities

View listing of all Facilities

View Facilities for Selected Sector: TEST DC MASS

Facility Name	Facility ID	Regulated ID	Address	City	Comments	Sector
125 CLEANERS	296549		537 CHICKERING ROAD	NORTH ANDOVER		TEST DC Mass
60 MINUTE CLEANERS	249410		106 E MAIN ST	WEBSTER		TEST DC Mass
A1 DRY CLEANING	294390		440 WALPOLE ST	NORWOOD		TEST DC Mass
AB DRYCLEANERS	294844		212 PROVIDENCE HIGHWAY	WESTWOOD		TEST DC Mass
ABA CLEANERS	294590		237 BELMONT ST	BELMONT		TEST DC Mass
ABBOTTS POND CLEANERS	296559		220 ANDOVER ST	ANDOVER		TEST DC Mass
ABC CLEANERS INC	31743		63 - 67 WALNUT	SPRINGFIELD		TEST DC Mass
Abington Dry Cleaners	23738		564 Washington St.	Abington		TEST DC Mass
Able Cleaners	293866		599 Washington St	Stoughton		TEST DC Mass
ABRITE CLEANERS	133046		1658 PRESIDENT AVE	FALL RIVER		TEST DC Mass
ABRITE QUALITY CLEANERS	281551		181 PRESIDENT AVE	FALL RIVER		TEST DC Mass
Ace Cleaners	294089		164 Milk Street	Westboro		TEST DC Mass
ACME LAUNDRY CO	304796		124 RIDGEWOOD AVE	HYANNIS		TEST DC Mass
ACME LAUNDRY CO INC	29565		280 MAIN ST	WEST YARMOUTH		TEST DC Mass
ACTON DRY CLEANERS	182476		427 GREAT RD	ACTON		TEST DC Mass
ADAMS CLEANERS CORP	182488		32 INDEPENDENCE AVE	QUINCY		TEST DC Mass
ADAMS LAUNDRY & DRY CLEANIN	130061		82 COMMERCIAL ST	ADAMS		TEST DC Mass
ADORNE CLEANERS	294341		518 MAIN ST	MEDFORD		TEST DC Mass
ALDO INC DBA MARVEL CLEANER	30205		109 CORPORATION RD	HYANNIS		TEST DC Mass
ALDRICH CLEANERS	294425		207 BEL GRADE AVE	BOSTON		TEST DC Mass
ALEXANDERS COIN OP DRY CLEA	32963		917 MAIN ST	MILLIS		TEST DC Mass
ALLEN CLEANERS AND GIFT BOU	294768		21 WHITE BIRCH PLAZA	CHICOPEE		TEST DC Mass
ALLSTAR CLEANERS	296509		175 LITTLETON RD	WESTFORD		TEST DC Mass

Explore First Previous Next Last

Add/Edit: Add New Facility Edit Facility

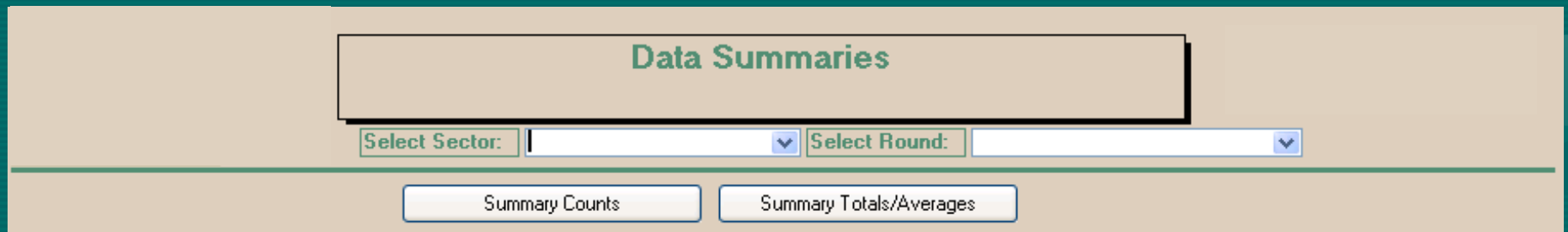
Page is locked for editing

Close

# Counts and Averages

**Data Summaries**

Select Sector:  Select Round:



# QA/QC

## QA/QC - Identify Problem Surveys

Select Sector:  Select Round:

**Check Percentage of Priority Questions Answered** Required %

**Check Generator Status** Status Threshold

# Assign Generator Status

## QA/QC - Assign Generator Status Questions

Certification/Checklist: Certification

Select Sector:

Select Round

Generator Status Question

Quantity Question

▶ Certification	TEST DRY CLEANERS	1 - (4/1/2006 - 12/31/2006)	CESQG A 1	A GEN B 9v2
-----------------	-------------------	-----------------------------	-----------	-------------



# Export

## STATISTICAL and GRAPHICAL EXPORTS

**Step 1:**  
Select the data  
set to export:

- Stat 1 Compare Two Rounds of Checklist Data
- Stat 2 Compare of Certification and Checklist Responses
- Graph 1 Certification and Checklist Comparison by Question
- Graph 2 Certification and Checklist Comparison by Facility
- Graph 3 Certification and Checklist Comparison Counts by Question
- Graph 4 Certification and Checklist Comparison Counts by Facility
- Graph 5 Checklist Comparison between Rounds by Question
- Graph 6 Checklist Comparison between Rounds by Facility

**Step 2:**  
Select the sector  
and any other  
information to  
filter the data to  
be exported:

Sector

Round 1  Round 2

Group

Facility

**Step 3:**  
View Data

Export and View  
Data

Close

# Statistical Analysis

The background is a solid teal color. In the lower half, there is a faint, semi-transparent image of two hands shaking, symbolizing agreement or partnership. The hands are rendered in a lighter shade of teal, creating a subtle watermark effect.

# Types of Statistical Analyses

- Module A – Single-Group Summaries
- Module B1 – Within-Year Comparisons
- Module B2 – Comparisons Between Years or States

Statistical analysis requires SAS JMP Version 7.0



# Example Output for Statistical Analysis

Group	Year	State	Category	Facility	AG_Group	Indicator	Y	N
A	YR1		Facility	130371	All	1	1	0
A	YR1		Facility	130371	All	10	1	0
A	YR1		Facility	130371	All	10a	1	0
A	YR1		Facility	130371	All	10b	1	0
A	YR1		Facility	130371	All	11	1	0
A	YR1		Facility	130371	All	11a	0	1
A	YR1		Facility	130371	All	12	0	1
A	YR1		Facility	130371	All	13	1	0
A	YR1		Facility	130371	All	13a	1	0
A	YR1		Facility	130371	All	13b	1	0
A	YR1		Facility	130371	All	14	1	0

# Statistical Analysis Input Screen

Module A →

Module B1 →

COMMON MEASURES STATISTICAL ANALYZER, Version 1.0 (2008)

**A. SINGLE-GROUP SUMMARIES (For One or More Years)**

Responses to Analyze:

- No Selection
- Individual Indicators (Across Facilities)
- Individual Facilities (Across Indicators)
- Both

Responses From:

- Facilities
- Inspectors
- Both

Confidence Level (0.85-0.99):

Method (Confidence Limits):

- Wilson Score (default)
- Agresti-Coull
- Wald

**B. TWO-GROUP COMPARISONS**

**B1. Within-Year (Facility vs. Inspector)**

Paired Responses to Analyze:

- No Selection
- Individual Indicators
- Individual Facilities
- Mean Facility-Wide Scores
- All

Confidence Level:

2-Group Test (Means):

- 2-sided
- 1-sided

**B2. Between Years or States**

Select Years or States:

- No Selection
- Between Years
- Between States

Responses From:

- Facilities
- Inspectors

Responses to Analyze:

- Individual Indicators
- Mean Facility-Wide Scores
- All

Confidence Level:

2-Group Test:

- 2-sided
- 1-sided

Cancel OK

← Module B2

# Example Statistical Output

Tab8 (CL= 0.95)		AG_Group	Indicator	YR1n	YR1Y	YR1P	YR2n	YR2Y	YR2P	YR2P minus YR1P	LCL	UCL	p	Conclusion
1	All	11d	51	33	0.647	57	7	0.123	-0.524	-0.681	-0.368	0.000	YR2 != YR1	
2	All	10	51	38	0.745	57	35	0.614	-0.131	-0.305	0.043	0.157	YR2 = YR1	
3	All	11a	51	24	0.471	57	16	0.281	-0.190	-0.370	-0.010	0.107	YR2 = YR1	
4	All	11b	51	26	0.510	57	12	0.211	-0.299	-0.473	-0.126	0.004	YR2 != YR1	
5	All	11c	51	16	0.314	57	8	0.140	-0.173	-0.329	-0.017	0.063	YR2 = YR1	
6	All	3	51	42	0.824	57	42	0.737	-0.087	-0.242	0.068	0.464	YR2 = YR1	
7	All	4	51	38	0.745	57	42	0.737	-0.008	-0.174	0.157	1.000	YR2 = YR1	
8	All	5	51	49	0.961	57	55	0.965	0.004	-0.067	0.076	0.476	YR2 = YR1	
9	All	6	51	0	0.000	57	57	1.000	1.000	1.000	1.000	1.000	YR2 = YR1	
10	All	7	51	41	0.804	57	55	0.965	0.161	0.042	0.280	0.238	YR2 = YR1	
11	All	8	51	51	1.000	57	57	1.000	0.000	0.000	0.000	1.000	YR2 = YR1	
12	All	9	51	48	0.941	57	51	0.895	-0.046	-0.149	0.056	0.495	YR2 = YR1	
13	Beyond Co	11d	51	33	0.647	57	7	0.123	-0.524	-0.681	-0.368	0.000	YR2 != YR1	
14	Beyond Co	11a	51	24	0.471	57	16	0.281	-0.190	-0.370	-0.010	0.107	YR2 = YR1	
15	Beyond Co	11b	51	26	0.510	57	12	0.211	-0.299	-0.473	-0.126	0.004	YR2 != YR1	
16	Beyond Co	11c	51	16	0.314	57	8	0.140	-0.173	-0.329	-0.017	0.063	YR2 = YR1	
17	EBPIs	10	51	38	0.745	57	35	0.614	-0.131	-0.305	0.043	0.157	YR2 = YR1	
18	EBPIs	11	51	40	0.784	57	22	0.386	-0.398	-0.568	-0.229	0.000	YR2 != YR1	
19	EBPIs	3	51	42	0.824	57	42	0.737	-0.087	-0.242	0.068	0.464	YR2 = YR1	
20	EBPIs	4	51	38	0.745	57	42	0.737	-0.008	-0.174	0.157	1.000	YR2 = YR1	
21	EBPIs	5	51	49	0.961	57	55	0.965	0.004	-0.067	0.076	0.476	YR2 = YR1	
22	EBPIs	6	51	0	0.000	57	57	1.000	1.000	1.000	1.000	1.000	YR2 = YR1	
23	EBPIs	7	51	41	0.804	57	55	0.965	0.161	0.042	0.280	0.238	YR2 = YR1	
24	EBPIs	8	51	51	1.000	57	57	1.000	0.000	0.000	0.000	1.000	YR2 = YR1	
25	EBPIs	9	51	48	0.941	57	51	0.895	-0.046	-0.149	0.056	0.495	YR2 = YR1	
26	Regulatory I	10	51	38	0.745	57	35	0.614	-0.131	-0.305	0.043	0.157	YR2 = YR1	
27	Regulatory I	3	51	42	0.824	57	42	0.737	-0.087	-0.242	0.068	0.464	YR2 = YR1	
28	Regulatory I	4	51	38	0.745	57	42	0.737	-0.008	-0.174	0.157	1.000	YR2 = YR1	
29	Regulatory I	5	51	49	0.961	57	55	0.965	0.004	-0.067	0.076	0.476	YR2 = YR1	
30	Regulatory I	6	51	0	0.000	57	57	1.000	1.000	1.000	1.000	1.000	YR2 = YR1	
31	Regulatory I	7	51	41	0.804	57	55	0.965	0.161	0.042	0.280	0.238	YR2 = YR1	



# Graphical Analysis

The background is a solid teal color. In the lower half, there is a faint, semi-transparent image of two hands shaking, symbolizing agreement or partnership. The hands are rendered in a lighter shade of teal, creating a subtle watermark effect.

# Graphing in Excel



# Core Measure 1

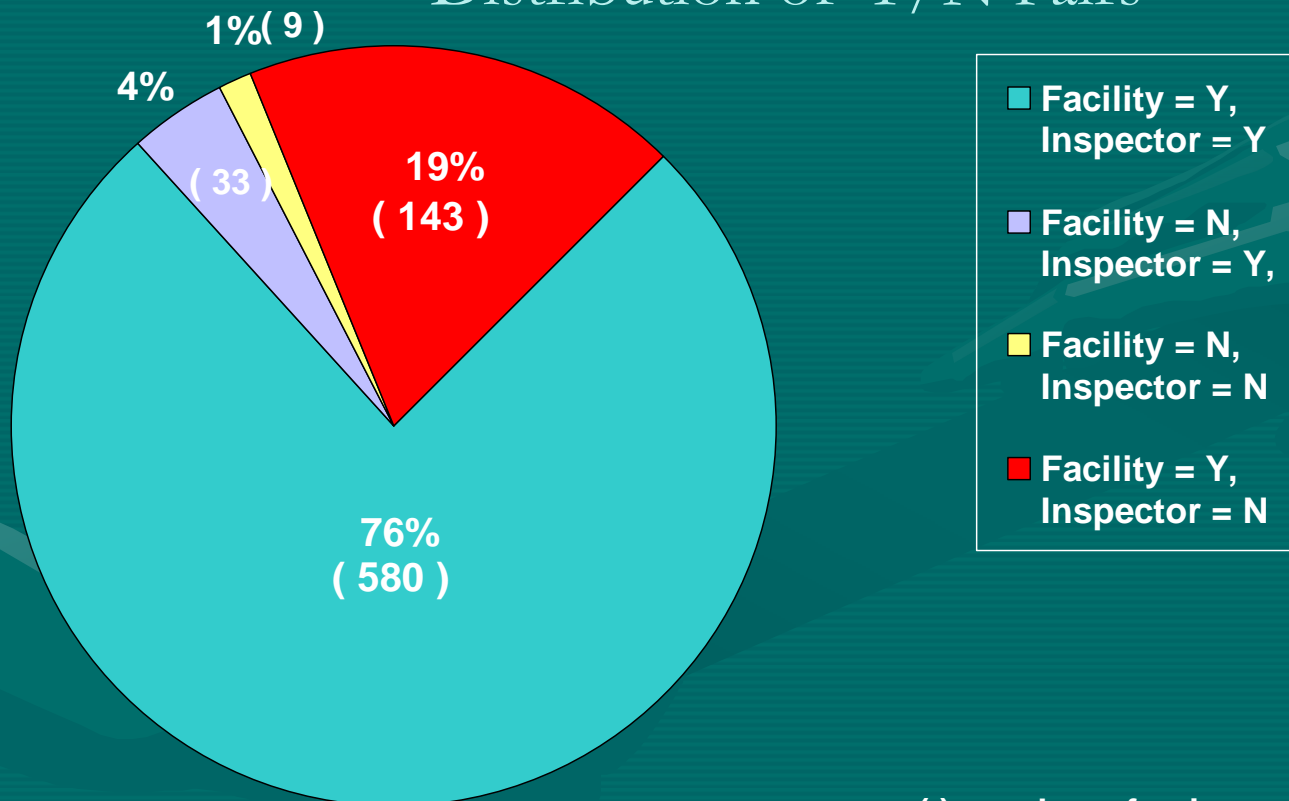
Final certification rate

Tool does not currently output this data. You could make it output the data or small amount of programming could provide it.

# Core Measure 2

Rate of “high-concern” discrepancies with regard to facility certifications on EBPIs

## Dry Cleaners: Self-Certification Distribution of Y/N Pairs

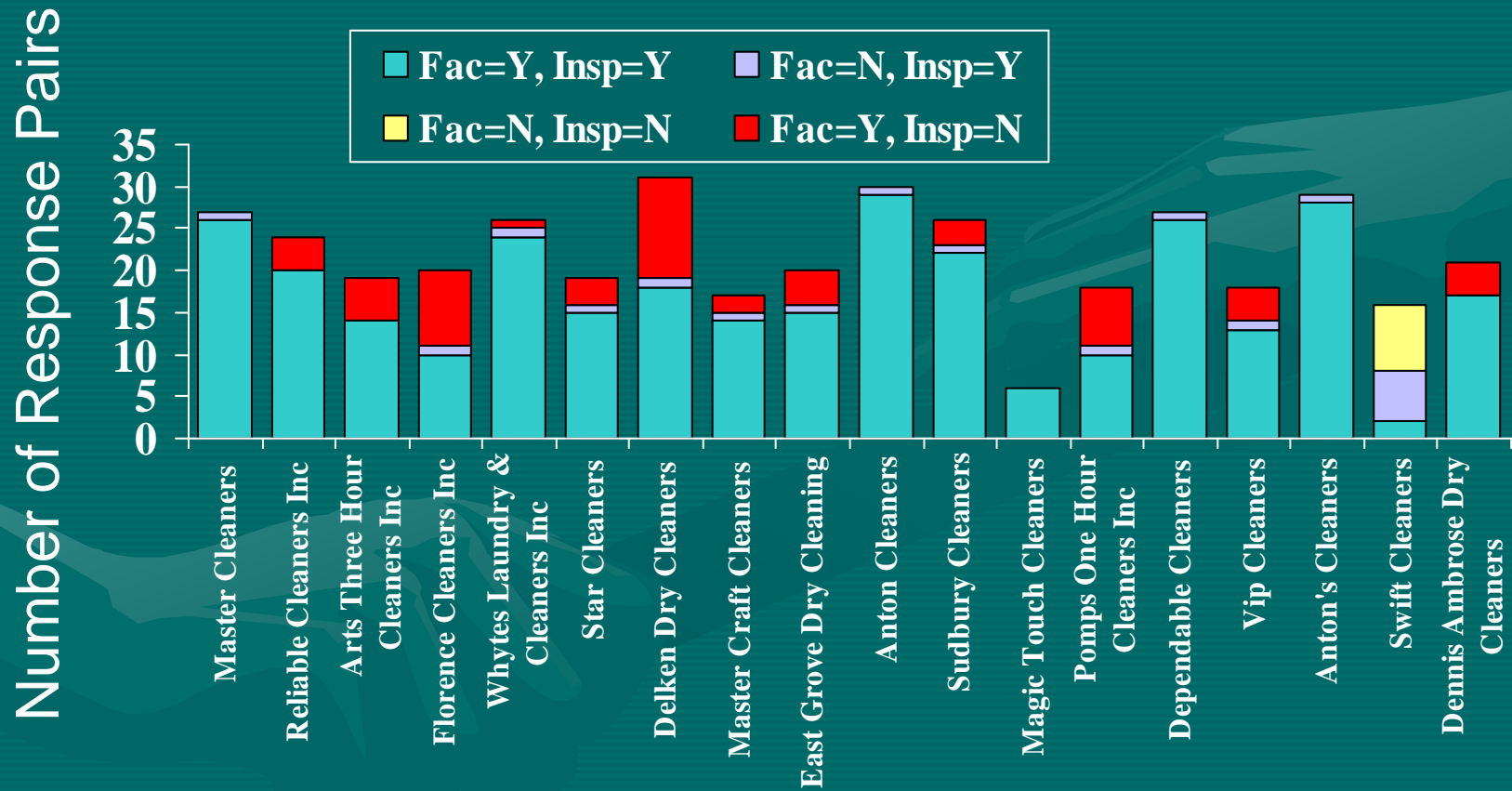


( ) number of pairs



# Digging a Little Deeper than Core Measure 2

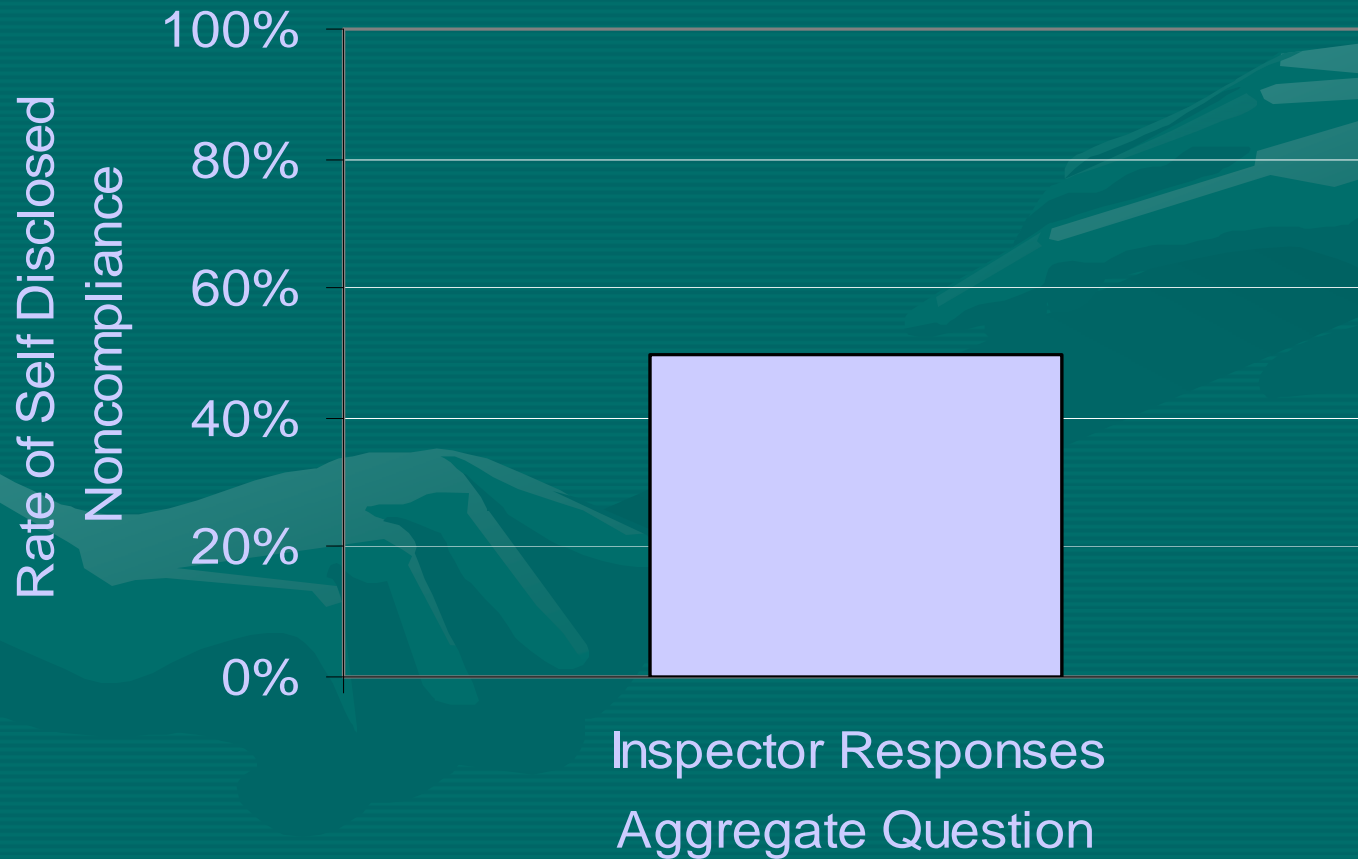
## Dry Cleaners: Y/N Self-Certification Pairs



# Core Measure 3

Rate of self-disclosed noncompliance

Dry Cleaners  
Aggregate Indicators



# Core Measure 4

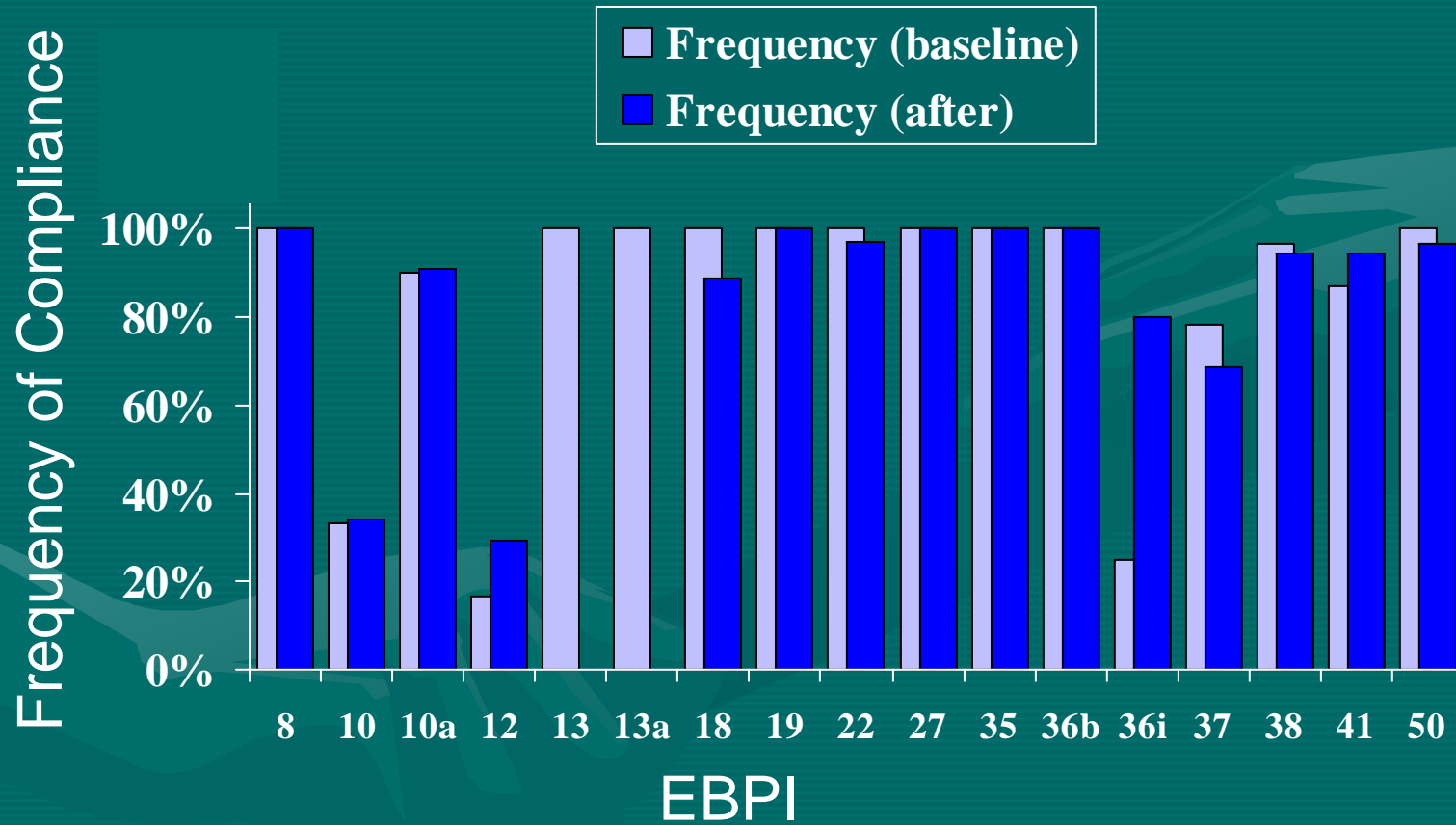
Rate of return-to-compliance plan submission

Tool does not currently output this data. You could make it output the data or an additional database module could accommodate it.

Core Measure 5, Rate of self-disclosing facilities submitting one or more return-to compliance plans, is a Tier III measure. The same database modification as needed for Core Measure 4 could address Core Measure 5.

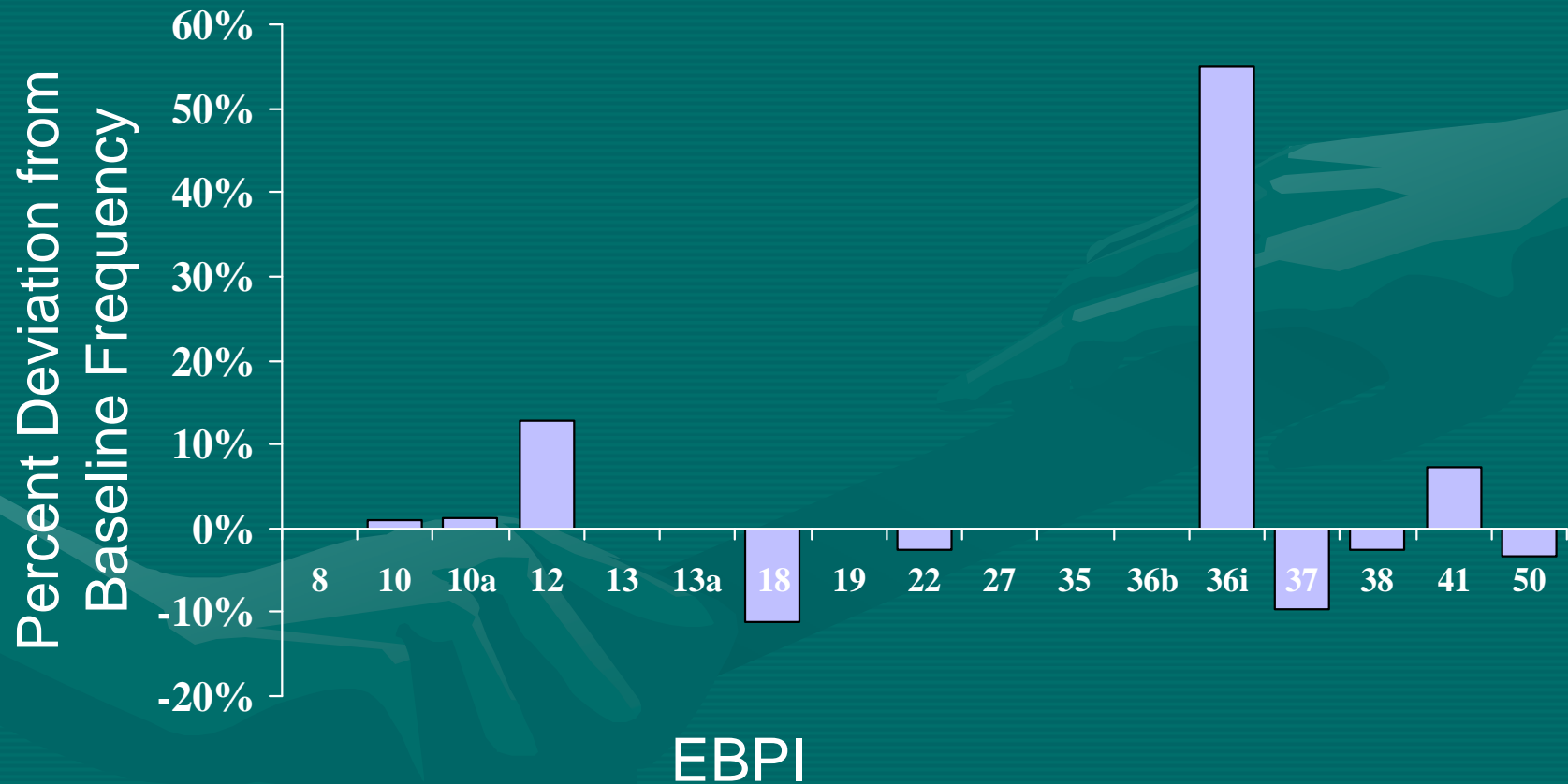
# Core Measure 6

Achievement rate for EBPI



# Core Measure 7

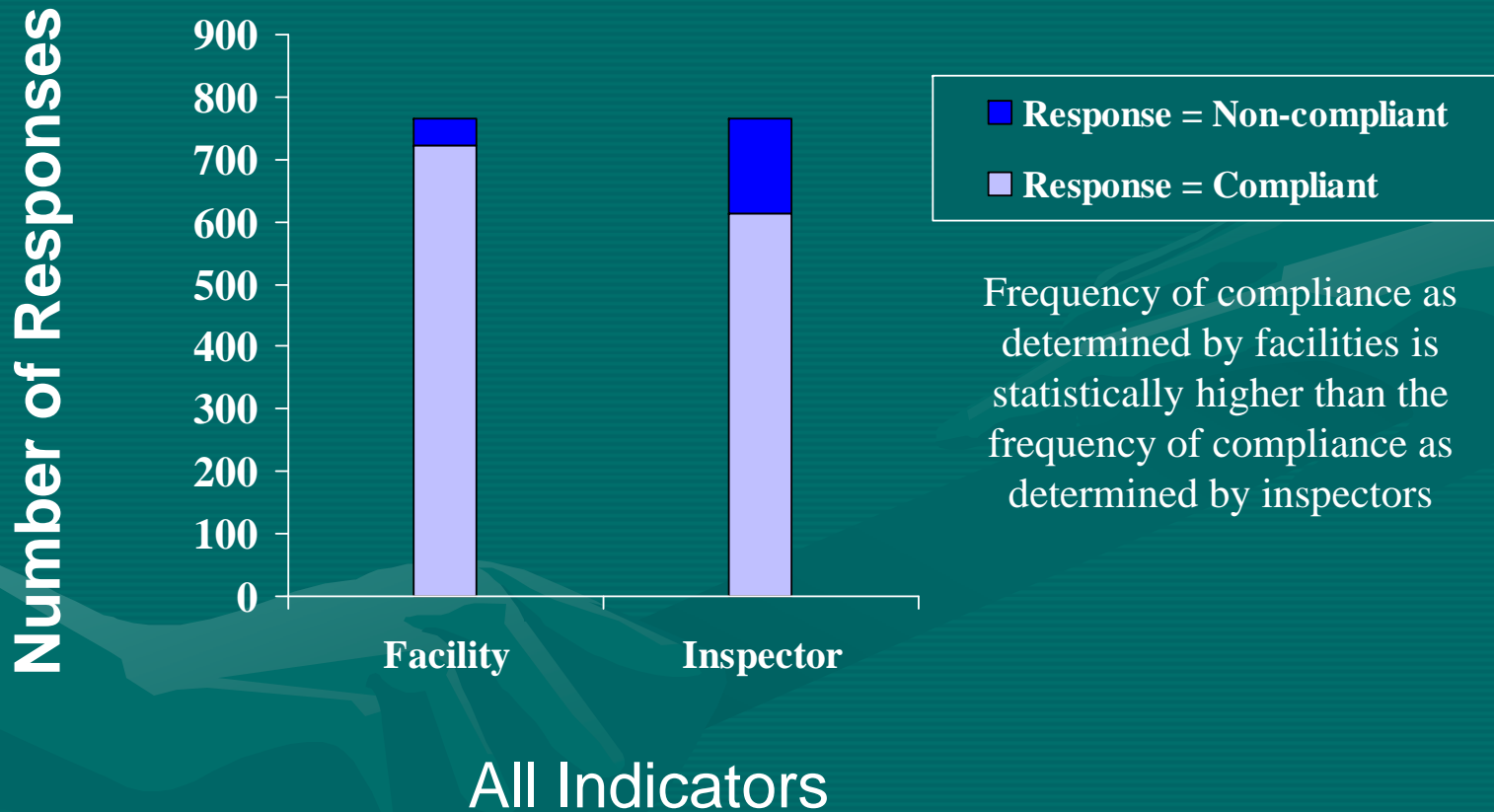
Summary of EBPI performance changes



None showed statistically significant improvement in performance

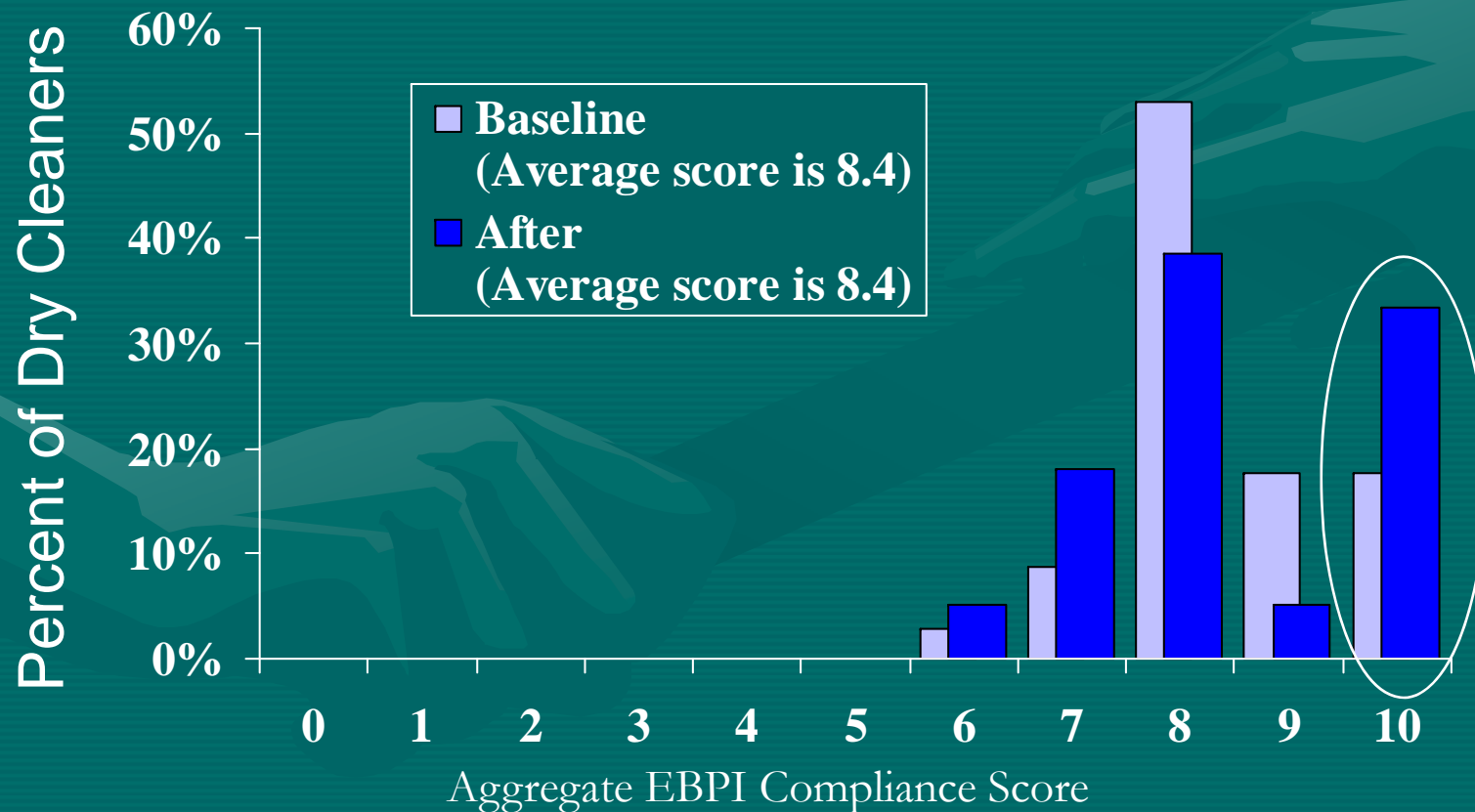
# Core Measure 8

Aggregate achievement rate for all EBPIs

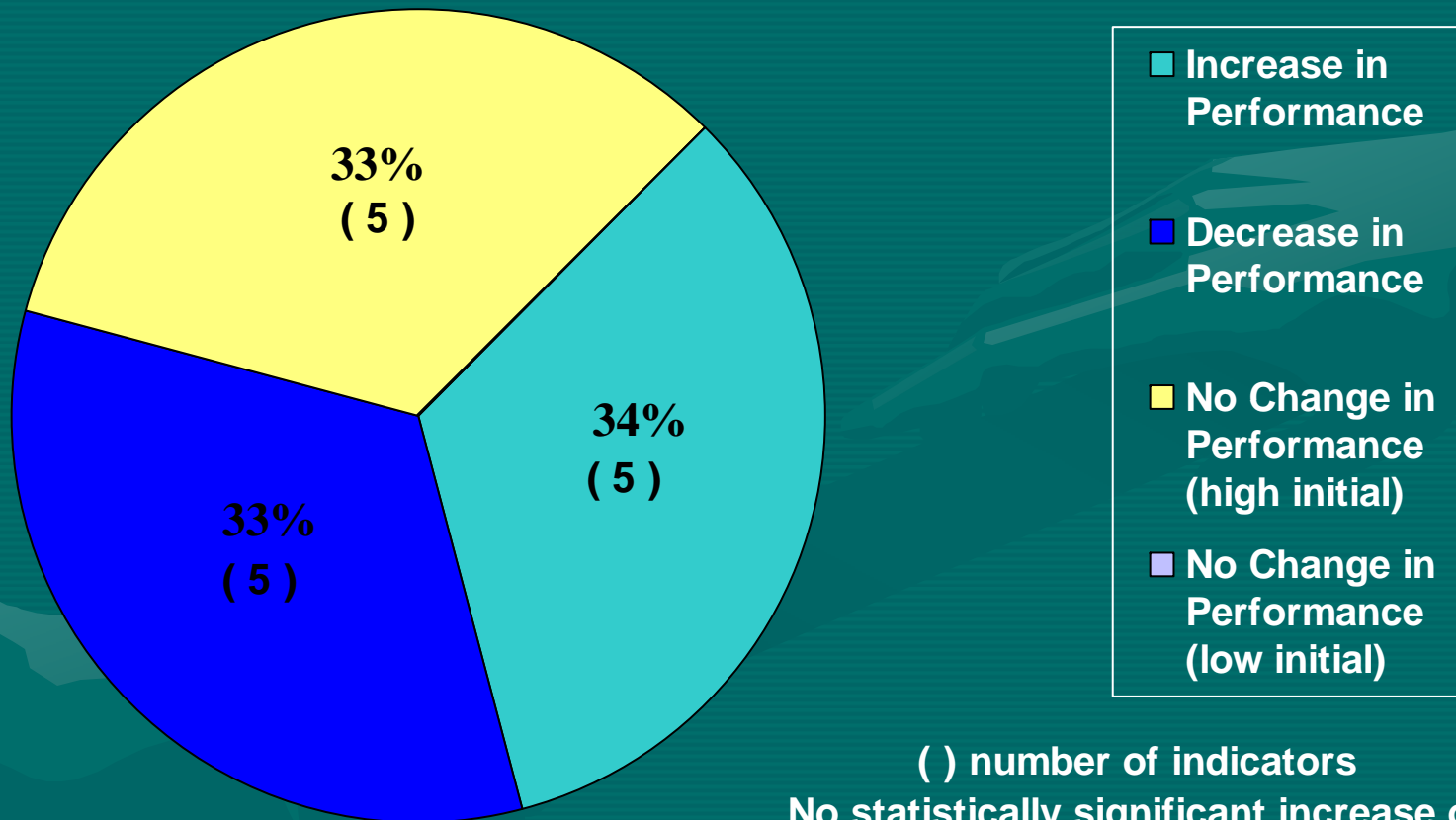


# Core Measures 10 - 15 ~~Core Measure 9~~

Distribution and average facility score for all EBPIs, compliance related EBPIs, and compliance related measures  
Achievement rate across all compliance-related measures



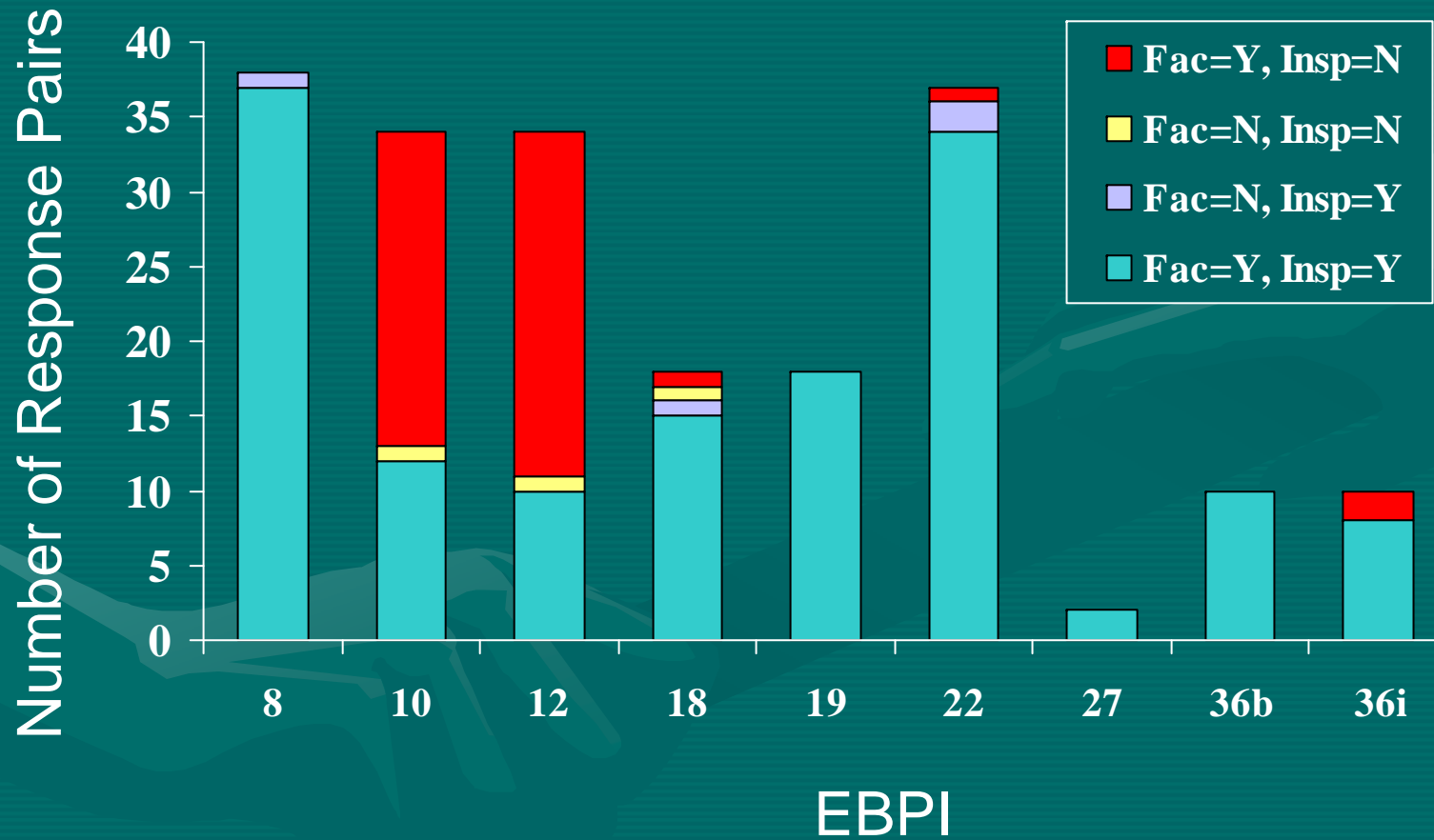
# Dry Cleaners: Baseline vs. Round 2 Aggregate Case - EBPI



( ) number of indicators  
No statistically significant increase or decrease in performance



# Dry Cleaners: Y/N Self-Certification Pairs *EBPI*



# Taking the Performance Analyzer to New Heights



# In the Performance Analyzer's Dreams

- Functionality description and flow chart (this is coming!)
- Upload capability
- Output capability to match final Tier I core measures
- SAS JMP availability to States
- Add a beyond compliance module
- Add Tier II core measure module